



Cerradero Bulón

Perfil	Ranura ala inclinacion	Material no.
Aluplast 2000	13/20 5°	331 489
Deceunink Zendow	13/20 forma	370 071
Kommerling Eurodur	13/20 5°	260 365
Rehau 730	13/20 0°	332 439
Rehau T77	22/20 0°	623 115
Tecnocom newen	13/20 0°	332 438
Veka SL13 50-58	13/20 0°	332 438
Veka SL 13 70	13/20 0°	332 438



Falsa maniobra Marco A partir (621mm)

Perfil	Ranura ala inclinacion	Material no.
Aluplast 2000	13/20 5°	260 551
Deceunink Zendow	13/20 forma	260 554
Kommerling Eurodur	13/20 5°	260 545
Rehau 730	13/20 0°	260 546
Tecnocom newen	13/20 0°	260 552
Veka SL13 50-58	13/20 0°	260 552
Veka SL 13 70	13/20 0°	260 552



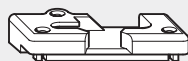
Bisagra oculta marco

Perfil	Ranura ala inclinacion	Material no.
Aluplast 2000	13/20 5°	264 236
Deceunink Zendow	13/20 forma	364 236
Kommerling Eurodur	13/20 5°	250 726
Rehau 730	13/20 0°	250 725
Tecnocom newen	13/20 0°	259 728
Veka SL13 50-58	13/20 0°	250 728
Veka SL 13 70	13/20 0°	250 728



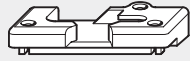
Calzo plástico

Perfil	Ranura ala inclinacion	Material no.
Aluplast 2000	13/20 5°	294 364
Deceunink Zendow	13/20 forma	294 469
Kommerling Eurodur	13/20 5°	294 464
Rehau 730	13/20 0°	294 469
Tecnocom newen	13/20 0°	294 364
Veka SL13 50-58	13/20 0°	294 364
Veka SL 13 70	13/20 0°	294 364



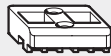
Cerradero basculación derecha

Perfil	Ranura ala inclinacion	Material no.
Aluplast 2000	13/20 5°	331 487*
Deceunink Zendow	13/20 forma	370 074
Kommerling Eurodur	13/20 5°	260 490
Rehau 730	13/20 0°	338 021*
Tecnocom newen	13/20 0°	451 237
Veka SL13 50-58	13/20 0°	451 237*
Veka SL 13 70	13/20 0°	451 237*



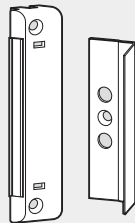
Cerradero basculación Izquierda

Perfil	Ranura ala inclinacion	Material no.
Aluplast 2000	13/20 5°	331 487*
Deceunink Zendow	13/20 forma	370 073
Kommerling Eurodur	13/20 5°	260 489
Rehau 730	13/20 0°	338 021*
Tecnocom newen	13/20 0°	451 237
Veka SL13 50-58	13/20 0°	451 237*
Veka SL 13 70	13/20 0°	451 237*



Cerradero pasador

Perfil	Ranura ala inclinacion	Material no.
Aluplast 2000	13/20 5°	260 439
Deceunink Zendow	13/20 forma	370 073
Kommerling Eurodur	13/20 5°	260 433
Rehau 730	13/20 0°	260 434
Tecnocom newen	13/20 0°	263 783
Veka SL13 50-58	13/20 0°	263 783
Veka SL 13 70	13/20 0°	263 783




Click magnético

Perfil	Ranura ala inclinacion	Material no.
Aluplast 2000	13/20 5°	331 765
Deceunink Zendow	13/20 forma	-
Kommerling Eurodur	13/20 5°	245 320
Rehau 730	13/20 0°	245 321
Tecnocom newen	9/20 0°	245 323
Veka SL13 50-58	13/20 0°	245 323
Veka SL 13 70	13/20 0°	245 323

Chapa

12/20-13
244 517



Cerradero Apertura Lógica

Perfil	Derecha	Izquierda
Aluplast 2000	332 801	332 802
Deceunink Zendow	493 426	493 547
Kommerling Eurodur	309 133	309 132
Rehau 730	261 729	261 728
Tecnocom newen	-	-
Veka SL13 50-58	309 134	309 135
Veka SL 13 70	309 134	309 135